

Title: Download License and Software

Product: Allegro Tools

Summary: Describes how to download license and software and how to order a DVD of Cadence Base or Update Releases.

Author/Date: Marco Waller / 24.5.2011

Table of Contents

1	Register for Cadence Online Support.....	2
2	Log in	2
3	Order License.....	3
4	Order DVD	4
5	Download Software	5

1 Register for Cadence Online Support

You need an account on Cadence Online Support. There's another application Note which describes how to register on Cadence Online Support. Ask FlowCAD to provide you this Application Note.

This service is only available for Allegro users!

2 Log in

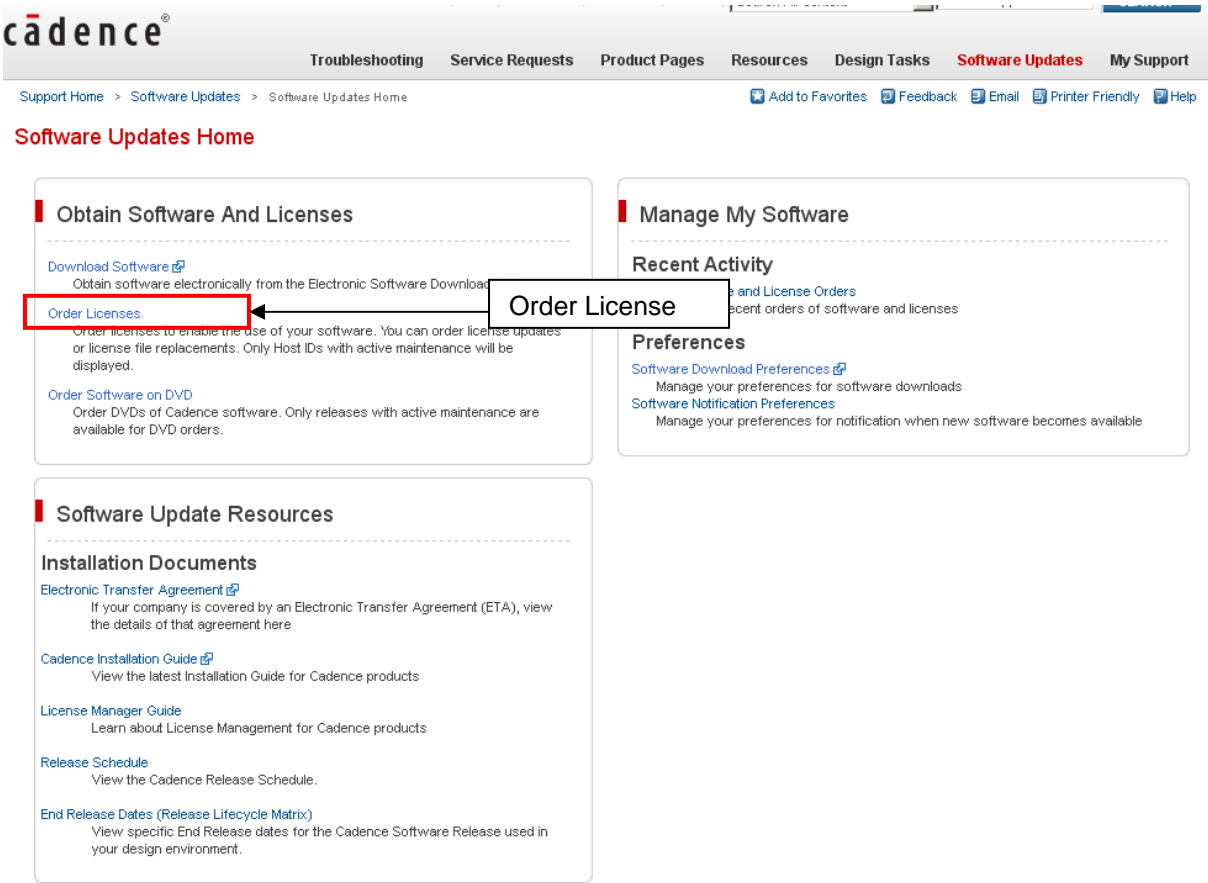
1. Log in on Cadence Online Support

<https://support.cadence.com/>

2. Chose "Software Updates Home"

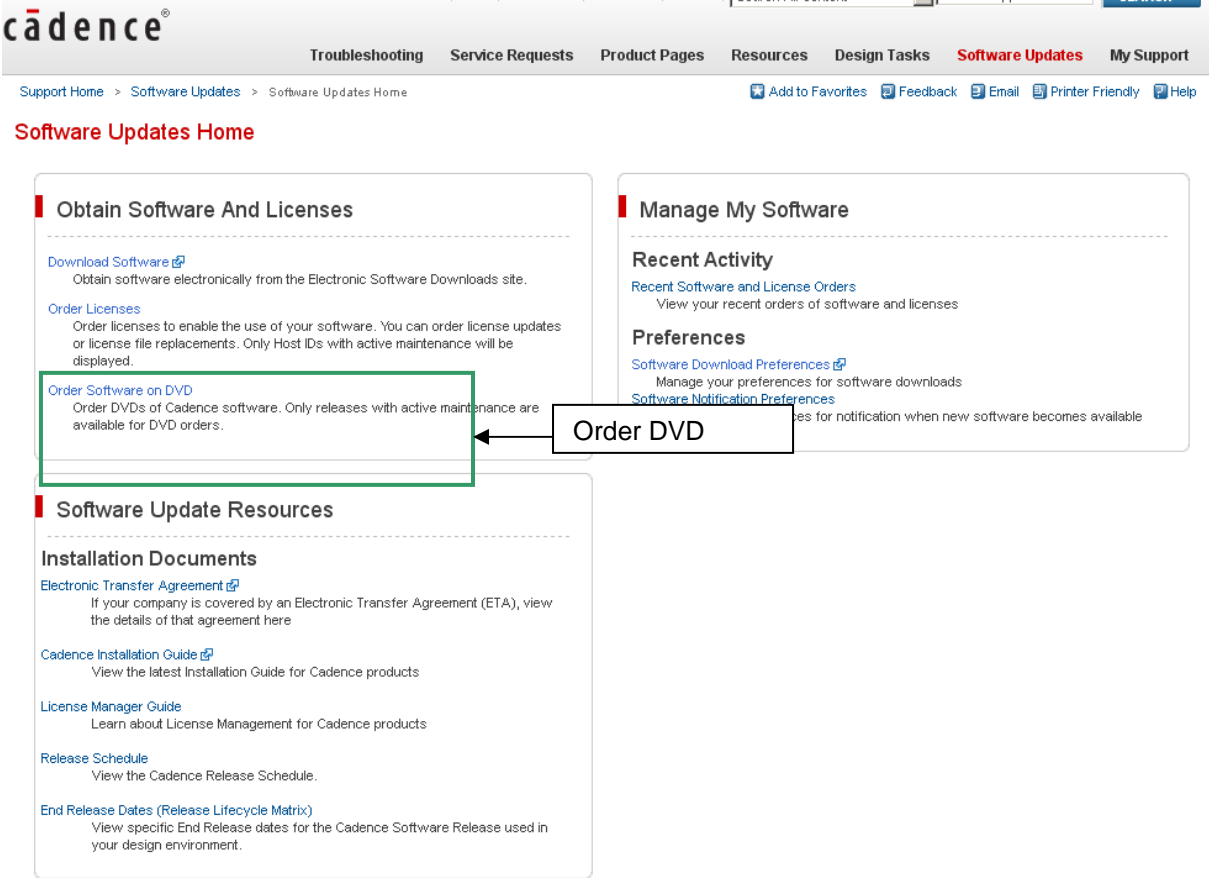
The screenshot displays the Cadence Online Support website interface. At the top, the 'cadence' logo is on the left, and navigation links for 'Service Requests', 'Resources', 'Design Topics', 'Software Updates', and 'My Account' are on the right. The 'Software Updates' link is highlighted in red. Below the navigation bar, the 'Support Home' page is visible. A search bar is present, followed by filter options for 'Document Types' and 'Products'. A 'My Search History' section lists recent searches: 'Modify CIS BOM', 'Change Component origin', and 'Crystal report'. On the right side, a 'Cadence' section features a 'Software Updates Home' link circled in red, along with other links like 'Download Software', 'Software Download Preferences', and 'Notification Preferences'. A 'View all' link is also visible at the bottom of this section.

3 Order License



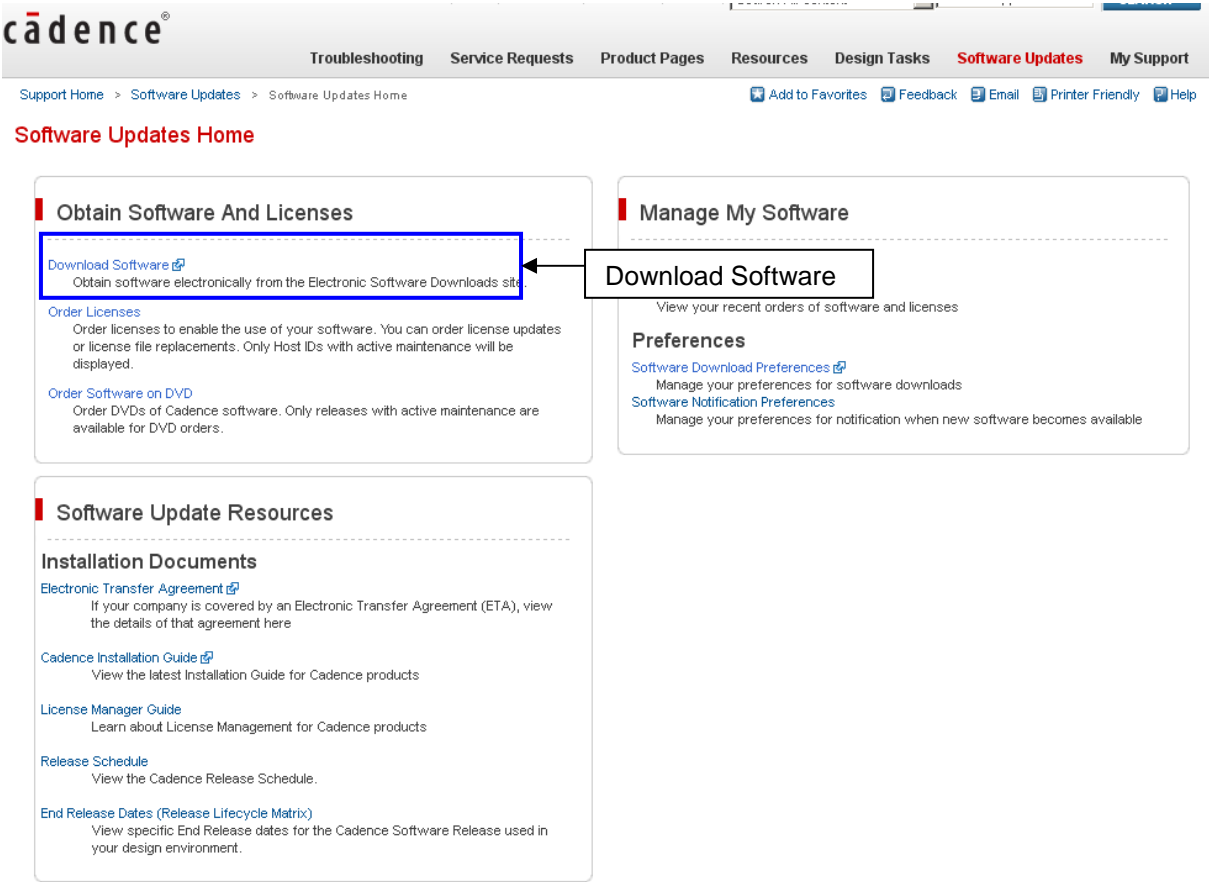
To order a license you have to choose your valid HostID. Check your Email-address at the end of the homepage. On the second step you can submit your order and the license will be delivered by e-Mail.

4 Order DVD



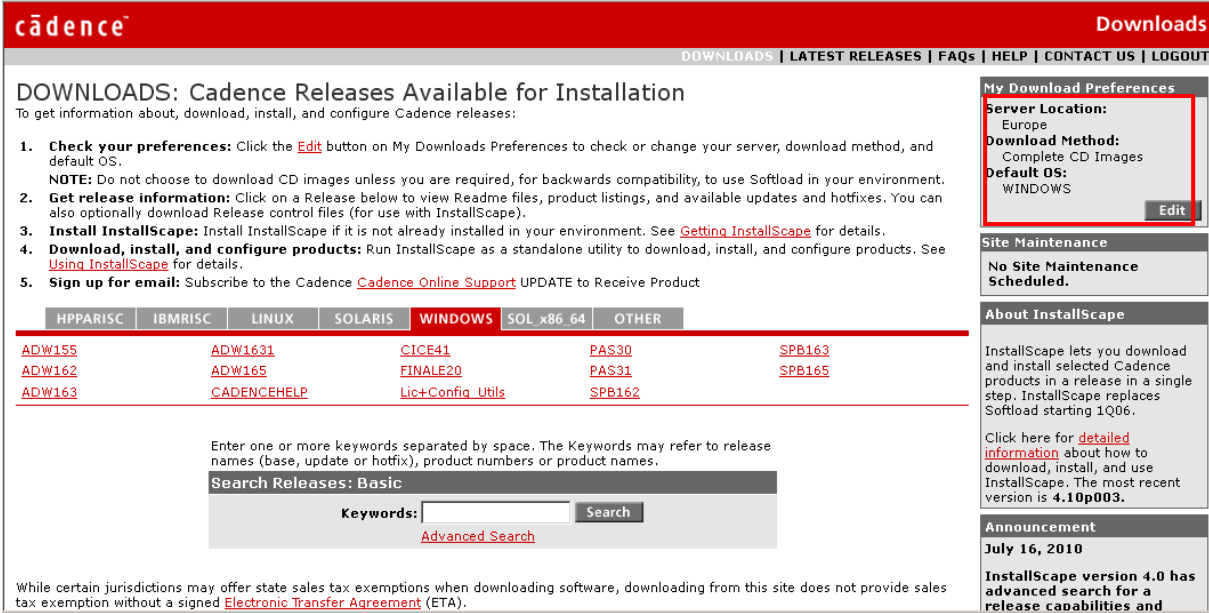
When you order a DVD you pass an easy for step command process. Your HostID which is in maintenance is listed and you can choose the Software Release version and your operating System.

5 Download Software



3. Check download Preferences

On "My Download Preferences" you can check your Download Preferences. With edit you can change them.



4. Chose Release

Chose your Software-Release, for example SPB 16.30.

cadence Downloads

DOWNLOADS | LATEST RELEASES | FAQs | HELP | CONTACT US | LOGOUT

DOWNLOADS: Cadence Releases Available for Installation

To get information about, download, install, and configure Cadence releases:

- Check your preferences:** Click the [Edit](#) button on My Downloads Preferences to check or change your server, download method, and default OS.
- Get release information:** Click on a Release below to view Readme files, product listings, and available updates and hotfixes. You can also optionally download Release control files (for use with InstallScope).
- Install InstallScope:** Install InstallScope if it is not already installed in your environment. See [Getting InstallScope](#) for details.
- Download, install, and configure products:** Run InstallScope as a standalone utility to download, install, and configure products. See [Using InstallScope](#) for details.
- Sign up for email:** Subscribe to the Cadence [Cadence Online Support](#) UPDATE to Receive Product

HPPARISC	IBMRISC	LINUX	SOLARIS	WINDOWS	SOL_x86_64	OTHER
ADW155	ADW1631	CICE41	PAS30	SPB163		
ADW162	ADW165	FINALE20	PAS31	SPB165		
ADW163	CADENCEHELP	Lic+Config_Utills	SPB162			

Enter one or more keywords separated by space. The Keywords may refer to release names (base, update or hotfix), product numbers or product names.

Search Releases: Basic

Keywords: Search

[Advanced Search](#)

While certain jurisdictions may offer state sales tax exemptions when downloading software, downloading from this site does not provide sales tax exemption without a signed [Electronic Transfer Agreement](#) (ETA).

My Download Preferences

Server Location: Europe

Download Method: Complete CD Images

Default OS: WINDOWS

[Edit](#)

Site Maintenance

No Site Maintenance Scheduled.

About InstallScope

InstallScope lets you download and install selected Cadence products in a release in a single step. InstallScope replaces Softload starting 1Q06.

Click here for [detailed information](#) about how to download, install, and use InstallScope. The most recent version is **4.10p003**.

Announcement

July 16, 2010

InstallScope version 4.0 has advanced search for a release capabilities and

5. Download Base Release or Hotfix

cadence Downloads

DOWNLOADS | LATEST RELEASES | FAQs | HELP | CONTACT US | LOGOUT

DOWNLOADS: Release - SPB163

Click "Download" to begin downloading a CD image.

IBMRISC | LINUX | SOLARIS | SOL_x86_64 | **WINDOWS**

[View All Products in Release](#)

Base Release

WINDOWS XP Pro
WINDOWS 2003 Server
WINDOWS 2008 Server
WINDOWS Vista

10 Dec 2009 Version: SPB 16.3 RTM Base Release

[Download >](#) CD 1 of 4, zip format, Size: 687690554 (655.83 MB)

[Download >](#) CD 2 of 4, zip format, Size: 688999080 (657.08 MB)

[Download >](#) CD 3 of 4, zip format, Size: 433065237 (413 MB)

[Download >](#) CD 4 of 4, zip format, Size: 57117778 (54.47 MB)

Readme Files: [README-ReleaseInfo.pdf](#), [README.kitlist.wint.txt](#), [README.sip_IC.Packaging.pdf](#), [readme.pdf](#)

Hotfix

WINDOWS XP Pro
WINDOWS 2003 Server
WINDOWS 2008 Server
WINDOWS 7
WINDOWS Vista

13 May 2011 **SPB16.30.030**, Version: SPB:Hotfix:16.30.030~wint

[Download >](#) CD 1 of 1, exe format, Size: 615547586 (587.03 MB)

Readme Files: [README.CCR.txt](#), [README.kitlist.wint.txt](#), [readme.WINT7.txt](#), [readme.sip_IC.Packaging.pdf](#)

My Download Preferences

Server Location: Europe

Download Method: Complete CD Images

Default OS: WINDOWS

[Edit](#)

About InstallScope

InstallScope lets you download and install selected Cadence products in a release in a single step. InstallScope replaces Softload starting 1Q06.

Click here for [detailed information](#) about how to download, install, and use InstallScope. The most recent version is **4.10p003**.

Links to other Cadence sites

[Cadence Online Support](#)
Software documentation and update notification

[eDA-on-Tap](#)
Buy Cadence products and generate licenses using eDA Card

[Cadence.com](#)
Corporate web site

Documents

[Electronic Transfer Agreement](#)

For more information please contact FlowCAD:

Switzerland	Germany	Poland
+41 (0)56 485 91 91	+49(89) 4563-7770	+48 (58) 732 74 77
support@FlowCAD.ch.	support@FlowCAD.de	support@FlowCAD.pl